

MAMALU Pro™

Special needs stroller



⚠ ATTENTION!

Manufacturer takes responsibility for proper usage of the device only when the product was purchased from qualified Akces-Med Ltd. employee or at specialized medical store!

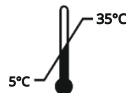
Akces-MED Ltd. reserve the right to introduce technical and trading changes in the content of the instruction without warning.



Product marked with the CE sign is Class I medical device, of rule 1, consistent with the requirements of Regulation (EU) 2017/745 of the European Parliament and of the Council of 5 April 2017 on medical devices.



Akces-MED Ltd. Company introduced quality management system ISO 13485 regarding production, sales and service. The system is certified by SGS.



Contents

Introduction.....	4
1. The purpose of user manual.....	5
2. Indications and contraindications for use.....	5
3. General characteristic of the stroller.....	7
4. Size table.....	8
5. How to use the stroller.....	9
5.1 Unfolding the stroller.....	9
5.2 Folding the stroller.....	10
5.3 Footrest adjustment.....	12
5.4 Seat depth adjustment.....	13
5.5 Backrest tilt-angle adjustment.....	13
5.6 5-points safety belts.....	14
5.7 Rear wheels with independend brakes.....	16
5.8 Front swivel wheels with direction blockade.....	17
5.9 Push handles.....	17
6. The use of the stroller.....	18
6.1 Preparation of the user.....	18
6.2 Preparation of the stroller.....	19
6.3 How to use vests.....	20
7. Safety rules.....	23
8. Terms of warranty.....	25
9. Maintenance and cleaning.....	25
10. Labelling.....	29



Introduction

MAMALU Pro™ - The latest generation of specialized stroller designed to make strolling with your child incredibly comfortable and enjoyable!

MAMALU Pro™ combines functionality and comfort, providing users with unforgettable experiences during every outing. The adjustable reclining angle of the backrest allows you to customize the stroller to your child's preferences and needs, ensuring perfect support and comfort.

The Comfort upholstery used to finish the **MAMALU Pro™** stroller guarantees comfort for the user. This upholstery not only offers aesthetics but also meets the highest standards of safety and hygiene.

MAMALU Pro™ gives you full control over the experience of strolling with your child. The backrest can be easily adjusted, allowing the user to find the most comfortable position for resting or observing the surrounding world. It's more than just a stroller - it's your companion for exploring the world together with your child.

Remember to read this user manual carefully. You will find not only useful information but also guidelines safe and effective use of the product.

If you have any questions or remarks, do not hesitate to contact with us:

Medical adviser: mobile +48 516 183 883

Akces-MED Ltd.: ph. +48 17 864 04 70

e-mail: export@akces-med.com

ATTENTION!

Before using the product, user is obliged to familiarize himself/herself with user manual.

Remember that complying with guidelines is highly important. It assures safety and extends durability as well as aesthetics of the device.

1. The purpose of user manual

ATTENTION!

The user manual contains basic information necessary to properly prepare, use and maintain and clean the device.

This user manual should be kept in an easily accessible place. The manual is intended for people who look after disabled users, as well as for doctors and physiotherapists handling the device.

Before using the MAMALU Pro™ for the first time, the user (or caregiver) is obliged to familiarize himself / herself with the user manual.

2. Indications and contraindications for use

These medical devices are intended for people with orthopedic, neurological and cardiological diseases and for people after surgery, with musculoskeletal dysfunctions, who have not acquired the ability to sit independently or who have difficulties in adopting and maintaining the sitting position.

Both for flaccid people with reduced muscle tone and for people with spasticity. The device can also be really useful for people who require long-term relief of one or both lower limbs. It is an irreplaceable aid in the rehabilitation process, both in terms of movement and social integration. The device is great help during everyday activities such as rehabilitation but also during playing, studying or having meals. The selection of the appropriate size of the device depends on medical indications and anatomical parameters, regardless of the age of the user.

This device is recommended for users in the following cases:

- cerebral palsy – various types and forms,
- brain and spinal cord injuries with lower limbs paralysis and weakness, balance and motor coordination disorders with different etiology,
- demyelinating disease (e.g. multiple sclerosis - SM),
- meningocele,
- muscles diseases with weakness and paralysis (dystrophy, myasthenia gravis, myositis),
- genetic disorders,
- degeneration and neurological diseases,
- other condition connected with muscles weakness, paralysis and musculoskeletal disorders,
- after head and spinal cord injuries and spine trauma with paralysis and paresis.

2. Indications and contraindications for use

Contraindications for sitting:

- critical condition of the user,
- paralysis,
- deep sedation,
- unstable fractures with specific orthopedic recommendations, including spine fractures,
- untreated deep vein thrombosis,
- hemodynamic instability,
- identified brain dysfunction when sitting upright,
- severe arthritis of the cervical spine,
- pulmonary embolism,
- recent myocardial infarction in the last 24 hours,
- fresh postoperative wounds or non-healing wounds in the back area, pelvic girdle area, hip joints and thighs,
- users with mental disorders should not be left in the device without the supervision of a caregiver.

3. General characteristic of the stroller

PUSH HANDLES

ADJUSTABLE BACKREST

UPHOLSTERY COMFORT™
COVERING THE SIDES

5-POINTS SAFETY BELTS

FOLDABLE FRAME
WITH SEAT DEPTH ADJUSTMENT

ADJUSTABLE
FOOTREST

REAR WHEELS
WITH INDEPENDENT BRAKES

FRONT SWIVEL WHEELS
WITH DIRECTION BLOCKADE

ADDITIONALLY:
CARRYING HANDLE FOR A FOLDED STROLLER

INFORMATION!

Information about available accessories for this stroller can be found on the akces-med.com website under the product page.

4. Size table



Symbol	Measurement	Unit	Size 1
W	indicative user height *	[cm]	90 - 130
A	seat width **	[cm]	38 (30)
L	seat depth	[cm]	26, 34
C ₁	backrest height	[cm]	60
C	headrest height	[cm]	40 - 60
E	backrest width **	[cm]	38 (30)
F	footrest height	[cm]	12, 20, 28, 39
	push handles height	[cm]	104, 111
X	backrest tilt angle (relative to the seat)	[°]	90 - 105
Y	seat tilt angle	[°]	25
	maximum user weight	[kg]	50

	Weight and dimensions	Unit	Size 1
	width	[cm]	61
	width after folding	[cm]	32
	length	[cm]	90 - 100
	length after folding	[cm]	123
	height	[cm]	104, 111
	height after folding	[cm]	30
	weight	[kg]	13


Attention: Measurement tolerance range is +/- 1 cm / ½ in.

* The value cannot be main factor for selection of product size.

** *High rigid trunk supports narrow the seat / backrest by 8 cm - available in accessories.


5. How to use the stroller

5.1 Unfolding the stroller



5. How to use the stroller

5.1 Unfolding the stroller



ATTENTION!


Before using the stroller make sure that the front, back and down strut are completely unfolded.

In addition, there are additional safeguards on the sides of the stroller frame to prevent the stroller from unintentionally unfolding.

5.2 Folding the stroller

INFORMATION!

Remove the footrest before folding the stroller.




5. How to use the stroller

5.2 Folding the stroller



5. How to use the stroller

5.2 Folding the stroller



5.3 Footrest adjustment



i INFORMATION!


To change the height of the footrest, press the levers under the footrest, firmly pull the footrest up and then attach it at the desired height.

The footrest can be mounted at 4 heights.



5. How to use the stroller

5.4 Seat depth adjustment



5.5 Backrest tilt-angle adjustment



5. How to use the stroller

5.5 Backrest tilt-angle adjustment



5.6 5-points safety belts



5. How to use the stroller

5.6 5-points safety belts



5. How to use the stroller

5.6 5-points safety belts



5.7 Rear wheels with independent brakes




i INFORMATION!

It is possible to increase the pressure of brake lever on wheel. For this activity it is necessary to regulate nut.

5. How to use the stroller

5.8 Front swivel wheels with direction blockade



i INFORMATION!

Unlocking the lock causes the front wheels of the stroller to swivel.

5.9 Push handles



6. The use of the stroller

ATTENTION!

Before using the product, user is obliged to familiarize himself/herself with user manual.

Do not forget to prepare both product as well as user before using the device.

6.1 Preparation of the user

Before using the product, it is essential to make sure that:

- user's outfit is light and comfortable sporty clothes are advisable,
- shoes should be comfortable and, moreover, they should stabilize ankle,
- due to hygienic reason and to avoid abrasion it is advisable for the user to always wear clothes when using the device, skin must not be naked especially in places of regular contact with upholstery,
- drains, bags, catheters etc. if applied, have to be secured to function properly and not to disturb during using the product,
- if it is necessary for a user to wear orthopedic supply (collar, corset, orthesis, shoes) if it is recommended by doctor.

ATTENTION!

Outfit should protect user's skin from direct contact with upholstery as well as other parts of equipment.

Only doctor can make a decision concerning using any kind of orthopedic supply!

6. The use of the stroller

6.2 Preparation of the stroller

1. Before use it is necessary to:

- unfold the device,
- place the device on even ground,
- make sure that all parts are serviceable, correctly mounted and stable,
- block brakes,
- adjust the device to user's measurements,
- undo vest or 5-points safety belts so as to place easily the user in the device,
- place user in the device,
- fasten all elements which stabilize user,
- set up support and positioning elements for the user,
- mount additional equipment (if any).

2. In case of patients who have problem with bladder, it is necessary to put special cloth on seat. This cloth can be purchased in pharmacy or medical shops.

ATTENTION!

Before the product is used, it is highly necessary to make sure that all belts as well as safety equipment are correctly fastened as well as adjusted. What is more, check if they do not become undone due to the pressure and, moreover, make sure that clampings from adjustable elements are firmly tightened!

Equipment works correctly only when the device is adjusted according to user's height as well as weight. Remember to take all these measurements into account while purchasing the product.

Correct adjustment is the most important due to the fact that only then the product is safe.

It is forbidden to force user to keep specific position because he/she will feel uncomfortable and it may lead to wrong posture.

6. The use of the stroller

6.3 How to use vests

ATTENTION!

The vest provides posture support for special needs stroller users as well as users sitting in other rehabilitation seats. When properly used, the vest allows the user to adopt the correct sitting position for a longer period of time. The design and shape of the vest make it possible for the user to be free to move their upper limbs within the constraints of the user.

If the vest is not used properly, it can pose a serious threat to the health and life of the user!

Possible threats incident to the use of the vest:

- 1) If the lower vest straps are fastened too loosely, there is a risk that the vest will move upwards to the user's neck, making it difficult to breathe – always check the tension of the straps and set them in such a way that the lower edge of the vest is located near the lower abdomen of the user.
- 2) In a situation when the user slips off the seat, the upper edge of the vest covers the user's neck and blocks the trachea, making it difficult to breathe – it is therefore necessary to ALWAYS use the accessories stabilizing the user's pelvis, such as a pelvic belt, thigh abduction belts or an abduction block.
- 3) There is a risk that the upper straps of the vest will press the user's neck, blocking the trachea and making it difficult to breathe. This might happen if the user's body is improperly secured in the seat or stroller – it is then necessary to use the optional accessories of these devices and stabilize the user's body using the lateral supports. If there is no possibility to use such accessories with the device and the user's body cannot be properly stabilized, the device should be replaced with the one having such an option.
- 4) The vest is fastened too tightly to the backrest and as a result the user cannot breathe easily – in this case the vest should be loosened in such a way that it is possible for the caregiver to insert a straightened hand between the vest and the user's body. If, however, we want to stabilize the user's body properly, we should use a dynamic orthopedic vest, e.g. a Flex-Point® vest, which does not cause the breathing difficulty for the user.

Instructions for the proper use of the vest:

- 1) Make sure that the user is sitting in the best possible position:
 - in the middle of the seat,
 - deeply in the seat in such a way that the user's lumbar spine rests against the backrest.
- 2) Secure the user's pelvis with, for example, a pelvic belt, thigh abduction belts or an abduction block.
- 3) Make sure that the side supports of the device, if used, are set in the correct position. It is required that the users with the poor trunk control use the side supports. The side supports limit the lateral movements of the user's body, which could lead to the compression of the vest straps on the neck of the user.

6. The use of the stroller

6.3 How to use vests

- 4) Secure the vest:
 - fasten and adjust the lower straps of the vest, so that the lower edge of the vest is located near the lower abdomen of the user,
 - fasten the horizontal strap of the vest (if present),
 - fasten the shoulder straps of the vest,
 - check if the buckles of the vest do not open under pressure.
- 5) Check the user's position:
 - make sure that the vest cannot move by itself towards the user's neck,
 - make sure that you can insert a straightened hand between the vest and the user's body.

To prevent injuries and to minimize the risks associated with the use of the vest, the following rules should be followed:

- 1) The position of the vest **MUST** be checked each time after putting the patient in the seat.
- 2) Special attention should be paid to protecting the patient from falling forward, slipping off the seat or lifting the pelvis. The vest **MUST** be used with the accessories which will secure the user's pelvis at all times (e.g. the pelvic belt, thigh abduction belts or the abduction block). The use of the vest cannot be considered separately but as a part of a general posture support system including supports such as pelvic belts, foot support, torso stabilization, thigh abduction belts, tilt-in-space position and reclining backrest.
- 3) Special attention should be paid to ensuring that the entire foot of the user has stable support. If the device is not equipped with a foot support, the user's feet must rest firmly against the ground.
- 4) It should be remembered that any change of the inclination angle of the backrest, seat, foot support or tilt-in-space function might affect the effectiveness of the belts and supports!
- 5) Special attention should be paid to the use of stabilization elements or side supports. If the user has poor trunk control, the side supports will limit the lateral movements, which could lead to the compression of the vest straps on the neck of the user.
- 6) The mounting of the vest and adjusting it to the user can only be carried out by a suitably trained person, who is familiar with the instructions for the use of the vest and the rules of its safe use.
- 7) Do not make any repairs or modifications to the vest on your own. In order to repair or replace any part of the vest, please contact the manufacturer.
- 8) Do not use a damaged or incomplete vest, as this poses a serious threat to the health and life of the user!
- 9) Do not leave the user in the device unattended!
- 10) The correctness of the use of the vest should be particularly controlled in accordance with the recommendations in case of children, patients with impaired memory or mentally ill.
- 11) Make sure that all people taking care of the user are familiar with the rules of the safe use of the vest.

6. The use of the stroller

6.3 How to use vests

How to care for the vest:

The vest works effectively only if kept clean and maintained in accordance with the manufacturer's instructions. Before each use of the vest, check whether:

- 1) The vest straps are not frayed or worn. If so, have them exchanged for new ones.
- 2) The vest straps are not attached to the wheels of the device.
- 3) The buckles are not damaged. If so, have them exchanged for new ones.
- 4) The Velcro fastening holds firmly. If not, remove any dirt or hair from the Velcro, or have it replaced with a new one.
- 5) There have been no changes in the user's height or weight from the moment the vest was adjusted to the user.
- 6) The shoulder straps of the vest are adjusted so that they are not too loose or too tight.
- 7) The vest should be cleaned regularly with the use of warm soapy water and dried out of the direct sunlight and other sources of heat. The vest must always be dry before usage.

If you have any doubts or questions about the use of the vest, please contact your doctor or physiotherapist.

7. Safety rules

ATTENTION!

Before using the product, user is obliged to familiarize himself/herself with user manual.

Do not forget to prepare both product as well as user before using the device.

It is highly important to consult either doctor or physiotherapist in order to make right decision concerning the choice of stroller. It is also essential to familiarize with the guidelines described in user manual before using the device..

1) Before use it is necessary to:

- make sure that there are no damages or different faults which could endanger user's life,
- check if all parts are working and are correctly mounted and, moreover, check if they are not broken
- check if all screws, knobs and all glued, sewed or tapped parts are tightened,
- check the condition of the upholstery for signs of damage,
- check if brakes are operating correctly,
- check if buckles are operating correctly,
- always use safety belts, Velcro tapes should overlap min. 8cm,
- adjust the product to the dimensions and needs of the user by adjusting the adjustable elements of the product,
- make sure that all movable parts and knobs for adjustments are stable and locked,
- secure the user with available stabilizing elements of the device equipment. It is highly important to secure user because it safeguards user from falling out,
- if the user has excessive tension in the adductors of the lower extremities, is it recommended to use chosen thigh abduction belts to prevent the formation of pressure and/or pressure sores in the medial area of the knee joints.

2. It is forbidden to use stroller for different purposes that it is intended to.

3. It is forbidden to use stroller when it is damaged or any part is missing.

4. It is forbidden to leave the user in the device without the care and supervision of an adult.

5. Stroller should be used only when there is someone who is trained and knowledgeable.

6. It is forbidden to leave stroller and the user on unstable ground unattended, even if the brake is engaged.

7. It is forbidden to either go up or down the stairs; it doesn't matter if the user is placed in the device or not.

8. It is important to engage brake during getting into and getting out the stroller.

9. Make sure that the user does not stand on the footrest when getting in and out of the stroller.

7. Safety rules

10. Make sure that all limbs are not close to spokes or other adjustable elements.
11. The stroller should be stored and used away from sources of fire or high temperature. Moreover, stroller shouldn't be stored in rooms with high humidity.
12. Secure stroller during transportation in order to avoid any possible damages. Manufacturer doesn't take responsibility for damages which appeared due to improper preparation of the device during transportation.
13. Before using the stroller, remove all paper and plastic packaging. The packaging is not a toy! Keep away from children and animals.

ATTENTION!

Incorrect product adjustment can lead to such side effects as fainting, body deformities, joint overload, etc. If the abovementioned symptoms occur, stop using the product immediately, take the user out of the product and lay them down. If the undesirable symptoms persist, contact a physician immediately. If the symptoms have disappeared, inform the attending physician about this fact in order to make a decision about the further rehabilitation process.

Serious incidents involving this device should be reported both to manufacturer and to the competent authority in your country.

It is forbidden to place the user in the device while being in car, bus or train.

The product contains small parts which children may swallow.

Do not use a product that has any signs of damage, tearing or wear. Only an undamaged product and proper use guarantee its right and safe working. If the product is damaged, discontinue use and contact the manufacturer.

Under no circumstances should an unqualified person repair or alter the product and its construction, as the health and safety of the user depend on it as well as it will lead to the loss of warranty.

The weight of user should not be bigger than maximal weight described on page 8 where you will find information regarding this issue.

8. Terms of warranty

- Akces-MED Ltd. sells products free from manufacturing defects or faults.
- Manufacturer gives the purchaser 24-month guarantee from the date of purchase. All defects revealed during warranty period will be repaired free of charge.
- All defects which appear after warranty period can be repaired only when the user will pay for it. This rule doesn't apply to refunded products - user can ask National Health Refund for refund.
- The stroller is covered by a 36-month warranty on the territory of Canada – the details of the rights resulting from the extended warranty are regulated by the warranty card.
- Manufacturer claims that the product can be used for 48-months. User can use this product after this period only when he/she will send the device to manufacturer so as to service it. Next, manufacturer determines again how long the product can be used and, moreover, the date of the next service will be determined.
- If product is damaged, please contact our dealer or Akces-MED Ltd. customer service:
(ph. +48 017 864 04 77, e-mail: export@akces-med.com).

9. Maintenance and cleaning

The special needs stroller MAMALU Pro™ which is a medical device, should always be kept clean and should be used in accordance with the manufacturer's instructions. The stroller should be kept in a clean, dry and ventilated room. Maintenance and cleaning must be done at least once a month. Periodic cleaning and maintenance of the chair is essential to keep its proper functioning and safety.

Recommendations for cleaning the upholstery and other elements of the stroller:

1. Wash with warm water using a soft cloth and mild cleaners.
2. Make sure the cloth is not too wet, as this may enlarge the stain and damage the upholstery or foam inside the upholstery.
3. Remember to remove excess moisture from the upholstery before the next cleaning.
4. After cleaning the stains, the upholstery should be rinsed with lukewarm water and dried with a clean cloth.
5. You must not soak the upholstery.
6. The upholstery must not get wet during cleaning.
7. Do not use hard brushes for cleaning the upholstery.
8. Do not clean the upholstery with strong chemicals, e.g. solvents or chlorine-based caustics.
9. Do not clean, replace any elements or maintain the chair during use.
10. Metal and plastic elements should be cleaned by hand with suitable cleaners, after having read the recommendations of the manufacturer of the given cleaner.

9. Maintenance and cleaning

11. It is possible to disinfect metal, plastic, wooden and upholstery elements of the product using a generally available disinfectant liquid. To disinfect the selected element, spray its surface with a disinfectant liquid generally available on the market and wipe it with a dry, clean cloth. After disinfection, wait until the element is completely dry, especially in the case of upholstery. When choosing an alcohol-based disinfectant, first check in an inconspicuous place whether the preparation will not discolor or damage the surface being disinfected.

ATTENTION!

Remember that upholstery has to be always dry before using!

The manufacturer of the stroller, Akces-MED Ltd., is not responsible for any damages caused by using unsuitable cleaners.

Before using it is necessary to:

- clean wheels,
- check if wheels are correctly mounted, check if brake stops turning wheel,
- check if device construction is free of breaks or any kinds of deformities,
- check if all movable parts are working and all screws, nuts, knobs etc. are correctly tightened,
- check if belts, vests, trunk belts, feet stabilizing belts etc are not frayed; check if buckles and clamps work correctly.

ATTENTION!

Manufacturer takes responsibility only for hidden faults or damages which appeared despite the fact that user complied with the guidelines.

In case of any damages, it is essential to contact the person who sold you the product.



9. Maintenance and cleaning

TECHNICAL INSPECTION

Technical inspections should be performed regularly. Before servicing, the product should be thoroughly cleaned to reveal any hidden damage.

Frequency	What should be checked?	What should be done?	Remarks
Before each use	General condition of the product	<p>Check:</p> <ul style="list-style-type: none"> the entire product for any visible damage, cracks or mechanical defects, if the product complete, czy wszystkie śruby, wkręty, pokręta, nakrętki i inne elementy konstrukcji wyrobu są kompletne i dokręcone. 	In case of any damage or defects, discontinue the use of the product and contact your Supplier/Distributor or the Manufacturer.
	Wheels and brakes	<p>Check:</p> <ul style="list-style-type: none"> if the wheels are properly mounted and if they are not damaged, if the brake is blocking the spinning wheel, if the wheels are not dirty. If necessary, clean the wheels. 	In case of any damage or defects, discontinue the use of the product and contact your Supplier/Distributor or the Manufacturer.
	Fastening of the construction elements	<p>Check all the mechanisms of the product and its moving parts. Check in particular:</p> <ul style="list-style-type: none"> if the seat is properly mounted (if applicable), if the wheels are properly mounted (if applicable), if the elements securing the user are properly mounted and if they work well (if applicable), if all the moving parts are complete, work properly, do not jam, if the adjustment mechanisms of the following elements work properly (if applicable): headrest, backrest, seat, abduction block, armrests, footrests. 	In case of any damage or defects, discontinue the use of the product and contact your Supplier/Distributor or the Manufacturer.
	Upholstery elements	<p>Check:</p> <ul style="list-style-type: none"> if there is any damage, tears, rips, loose seams or deformations on the upholstery elements, if the stabilizing straps, vests or safety belts are not frayed or twisted and if the buckles work properly, if the stabilizing straps, vests or safety belts work correctly and do not unfasten under pressure or when pulled. 	In case of any damage or defects, discontinue the use of the product and contact your Supplier/Distributor or the Manufacturer.
Once a week	Product cleaning	<p>If the frame and upholstery get dirty (dusty, muddy, etc.) during everyday use, wipe them with a damp cloth without detergents. Remove dirt (e.g. hair, food remains, etc.) from the moving parts of the product.</p>	The product should be cleaned when necessary, but at least once a week. Do not use any chlorine based cleaners or methylated spirit. Before using the product, check if the upholstery is dry.

9. Maintenance and cleaning

TECHNICAL INSPECTION

Technical inspections should be performed regularly. Before servicing, the product should be thoroughly cleaned to reveal any hidden damage.

Frequency	What should be checked?	What should be done?	Remarks
Once a month	Wheel axles, quick connectors (if applicable)	Check: <ul style="list-style-type: none"> if the wheels are rolling and if they are not loose. To maintain the wheels, apply a small amount of a preservative-lubricant between the axle and the wheel hub. Check if you can easily remove and attach the wheels. 	Clean the wheels when dirty. In case of any damage or defects, discontinue the use of the product and contact your Supplier/Distributor or the Manufacturer.
	Product construction connectors (welding, threading,	Check: <ul style="list-style-type: none"> the condition of the product frame in the places of joining (welds, threads, soldering). 	In case of any damage or defects, discontinue the use of the product and contact your Supplier/Distributor or the Manufacturer.
	Tires/innertubes (if applicable)	Check: <ul style="list-style-type: none"> tire wear condition. Check for visible damage. Check tire pressure (if applicable). 	If the tire pressure is too low, inflate them to the correct level. In case of any damage or defects, discontinue the use of the product and contact your Supplier/Distributor or the Manufacturer.
Once every 6 months	Construction moving parts	Check: <ul style="list-style-type: none"> if the moving parts of the construction have not been damaged. Maintain them using a proper cleaning agent. 	In case of any damage or defects, discontinue the use of the product and contact your Supplier/Distributor or the Manufacturer.
	Product labeling	Check: <ul style="list-style-type: none"> if the marking and labels are readable. 	In case of any damage or defects, discontinue the use of the product and contact your Supplier/Distributor or the Manufacturer.
After the life time of the product finishes	Detailed product check	Check the product.	The manufacturer specifies the life time of the product, which is given in the user manual. After the given period, the user may use the product only if it is sent back to the manufacturer to be checked first. After that, the manufacturer will re-define the life time of the product and the date of the next check. In case of any damage or defects, discontinue the use of the product and contact your Supplier/Distributor or the Manufacturer.

10. Labelling

CE Declaration that the product meets the essential requirements

REF Catalog number

SN Serial number

Please read the manual instructions before use

You need to take special precautions

Manufacturer

Production date

The product does not contain latex

Store in a dry place

Prohibition of use without fastened safety belts

Protect from sunlight

Storage temperature limitation

Relative humidity storage

Dry vertically

Do not chlorinate

Do not iron

Do not dryclean

Do not bleach

Cafereful! Delicate content!

It is forbidden to either go up or down the stair. It does not matter if the user is placed in the device or not

Prohibition to leave the user without care during use of the product

You need to read the additional information

You need to press the button shown in the photo

You need to use the tools indicated in the assembly description

MD Medical device

Sample data plate

PRODUCT NAME PL PRODUCT NAME EN

AKCESMED
www.akces-med.com

MAMALU PRO 1
WÓZEK SPECJALNY INWALIDZKI

MAMALU PRO 1
SPECIAL NEEDS STROLLER

MAX LOAD 50 kg

11 2023 **MD** **CE**

QR CODE
AFTER SCANNING,
IT DIRECTS YOU TO
THE MANUFACTURER'S WEBSITE

MANUFACTURER
ADDRESS
Akces-MED Sp. z o.o.
Jasionka 8506
88-002 JASIONKA
POLAND

MAXIMUM PERMISSIBLE LOAD
ON THE PRODUCT

DATE OF PRODUCTION

BARCODE
5 910038 16 429 9508

LABELLING
LOOK UP

SERIAL NUMBER
IN BARCODE FORM

SN **MMLPRO 007/U/1/BB** SERIAL NUMBER

MANUFACTURER



Akces-MED Ltd.

Jasionka 955 B
36-002 Jasionka
tel. +48 17 864 04 77
e-mail: export@akces-med.com
BDO: 000031619

Authorised Dealer