

NOVA[®] STROLLERS FAMILY

Special needs strollers



NOVA[®]



NOVA EVO[®]



NOVA HOME[®]

This is a medical device.
Use it in accordance with the user manual or the label.

Description

NOVA®

NOVA® is a cosy special needs stroller for people with locomotor disabilities. It is especially recommended for spastic users as well as those requiring additional stabilization. The deep seat provides a comfortable position in the stroller, which helps to correct posture defects and significantly prevents their deepening.

Numerous adjustments and a wide range of the accessories make it possible to adapt the stroller to the individual needs of the user. An adjustable footrest and the 3-step tilt-in-space function of the seat enable the users to travel in a comfortable position.

The stroller is easy to drive on both flat and uneven terrain. Thanks to its simple and lightweight design, the **NOVA®** stroller can be easily folded for transportation. It takes up little space in the trunk due to its compact dimensions. The construction of the stroller allows you to adjust the distance between the wheel axles. They can be mounted widely to increase the stability of the stroller, or narrowly to increase the maneuverability.

The stroller is available in 3 sizes.

Indications

- Cerebral palsy – various types and forms.
- Brain and spinal cord injuries with lower limbs paralysis and weakness, balance and motor coordination disorders with different etiology.
- Demyelinating disease (e.g. multiple sclerosis – SM).
- Meningocele.
- Muscles diseases with weakness and paralysis (dystrophy, myasthenia gravis, myositis).
- Genetic disorders.
- Degeneration and neurological diseases.
- Other condition connected with muscles weakness, paralysis and musculoskeletal disorders.
- After head and spinal cord injuries and spine trauma with paralysis and paresis.



Special features



Stable structure

The device ensures adequate stability and safety of user.



Easy to use

Intuitive way of adjustment and easy assembly.



Lightweight construction

The product is made of light metal alloys which positively affects the low weight of the device.



Reflective elements

The product has reflective elements to ensure your safety.

24⁺

24-month warranty

We offer 24-month warranty on the product. We also provide after sales service.




Tilt-In-Space


The device is able to change hip angle.

Colors

FLEX upholstery



Turquoise
Size 1



Black
Size 2




Black
Size 3

Waterproof upholstery - **HYDRO™**



AQUA
Size 1



MELANGE
Size 2




CADET
Size 3



Compact dimensions

The compact dimensions of the stroller and easy folding make it fit even into small car trunks.



SmartTraction

Smart Traction system makes it possible to change the position of the wheel axles. The wheels can be mounted closer to each other to achieve a greater maneuverability, or further for a greater stability.




TENSION™ system

The upholstery has three fixing points (backrest and sides of the stroller), thanks to which the seat responds to the movements of the user's body, which is especially important in case of users with increased muscle tone, as it soothes the effects of spastic attacks.

Standard equipment



Important measurements



Scan the QR code to see the full table.

Sizes	Seat width	Seat depth	Backrest width	Headrest height	Backrest height	Seat tilt angle (Tilt-In-Space)	Footrests length	Footplate length	Footrests tilt angle
Size 1	31 cm	32 cm	31 cm	43 - 55 cm	62 cm	15, 20, 25°	25 - 43 cm	21 cm	95 - 150°
Size 2	36 cm	38 cm	36 cm	54 - 66 cm	70 cm	15, 20, 25°	30 - 50 cm	24 cm	95 - 150°
Size 3	41 cm	44 cm	41 cm	64 - 79 cm	84 cm	15, 20, 25°	32 - 56 cm	27 cm	95 - 135°



Size	Indicative user height*	Max user weight
Size 1	100 - 130 cm	40 kg
Size 2	120 - 160 cm	60 kg
Size 3	140 - 180 cm	90 kg

Note: Measurement tolerance range is +/- 1 cm / ½ in.
Note: Approximate values, depending on the product configuration.

Weight and dimensions

Size	Width	Width after folding (with wheels)	Width after folding (without wheels)	Length	Length after folding	Height	Height after folding (with wheels)	Height after folding (without wheels)	Weight
Size 1	63 cm	63 cm	53 cm	112 cm	87 cm	97 cm	48 cm	34 cm	19,8 kg
Size 2	68 cm	68 cm	58 cm	126 cm	91 cm	109 cm	48 cm	34 cm	22 kg
Size 3	73 cm	73 cm	63 cm	152 cm	100 cm	123 cm	54 cm	40 cm	27,6 kg

*Height cannot be the main parameter while choosing the product size.

Description

NOVA EVO®

Special needs stroller **NOVA EVO®** is a great combination of a stroller which is perfect both during home rehabilitation and long walks outside. It is especially recommended for spastic users as well as those requiring additional stabilization. The deep seat provides a comfortable position in the stroller, which helps to correct posture defects and significantly prevents their deepening. Numerous adjustments and a wide range of the accessories make it possible to adapt the stroller to the individual needs of the user. An adjustable footrest and the 3-step tilt-in-space function of the seat guarantee a comfortable and convenient position in the stroller. **NOVA EVO®** is equipped with front swivel PU wheels and rear inflatable wheels with central brake. The stroller is easy to fold thanks to its construction and the compact dimensions make it fit even into the smallest car trunks.

Indications

- Cerebral palsy – various types and forms.
- Brain and spinal cord injuries with lower limbs paralysis and weakness, balance and motor coordination disorders with different etiology.
- Demyelinating disease (e.g. multiple sclerosis – SM).
- Meningocele.
- Muscles diseases with weakness and paralysis (dystrophy, myasthenia gravis, myositis).
- Genetic disorders.
- Degeneration and neurological diseases.
- Other condition connected with muscles weakness, paralysis and musculoskeletal disorders.
- After head and spinal cord injuries and spine trauma with paralysis and paresis.



Special features



Stable structure

The device ensures adequate stability and safety of user.



Easy to use

Intuitive way of adjustment and easy assembly.



Lightweight construction

The product is made of light metal alloys which positively affects the low weight of the device.



Reflective elements

The product has reflective elements to ensure your safety.

24⁺

24-month warranty

We offer 24-month warranty on the product. We also provide after sales service.



Tilt-In-Space

The device is able to change hip angle.




Aluminum construction


The structure of the product is made of aluminum.

Colors

FLEX upholstery



Turquoise
Size 1



Black
Size 2




Black
Size 3


Waterproof upholstery - **HYDRO™**



AQUA
Size 1



MELANGE
Size 2



CADET
Size 3



Compact dimensions

The stroller can be easily folded for transportation. It takes up little space in the trunk due to its compact dimensions.



Easier maneuvering

Maneuvering of the stroller is really easy due to the front swivel PU wheels.



TENSION™ system

Due to an innovative TENSION™ upholstery mounting system, the seat upholstery has minimal contact with the frame of the stroller and freely responds to the movements of the user's body – this is especially important in case of users with increased muscle tone.



Standard equipment



Important measurements



Scan the QR code to see the full table.

Sizes	Seat width	Seat depth	Backrest width	Headrest height	Backrest height	Seat tilt angle (Tilt-In-Space)	Footrests length	Footplate length	Footrests tilt angle
Size 1	31 cm	32 cm	31 cm	43 - 55 cm	62 cm	15, 20, 25°	25 - 43 cm	21 cm	95 - 150°
Size 2	36 cm	38 cm	36 cm	54 - 66 cm	70 cm	15, 20, 25°	30 - 50 cm	24 cm	95 - 150°
Size 3	41 cm	44 cm	41 cm	64 - 79 cm	84 cm	15, 20, 25°	32 - 56 cm	27 cm	95 - 135°



Size	Indicative user height*	Max user weight
Size 1	100 - 130 cm	40 kg
Size 2	120 - 160 cm	60 kg
Size 3	140 - 180 cm	90 kg

Note: Measurement tolerance range is +/- 1 cm / ½ in.
Note: Approximate values, depending on the product configuration.

Weight and dimensions

Size	Width	Width after folding (with wheels)	Width after folding (without wheels)	Length	Length after folding (with wheels)	Height	Height after folding (with wheels)	Height after folding (without wheels)	Weight
Size 1	63 cm	63 cm	53 cm	112 cm	87 cm	97 cm	48 cm	48 cm	18,8 kg
Size 2	68 cm	68 cm	58 cm	126 cm	91 cm	109 cm	48 cm	54 cm	21 kg
Size 3	73 cm	73 cm	63 cm	152 cm	100 cm	123 cm	54 cm	54 cm	26,6 kg

*Height cannot be the main parameter while choosing the product size.

Description

NOVA HOME®

Special needs stroller **NOVA HOME®** is a perfect solution in case of home rehabilitation of users with locomotor dysfunctions. It is especially recommended for spastic users as well as those requiring additional stabilization. The deep seat provides a comfortable position in the stroller, which helps to correct posture defects and significantly prevents their deepening. Numerous adjustments and a wide range of the accessories make it possible to adapt the stroller to the individual needs of the user. An adjustable footrest and the 3-step tilt-in-space function of the seat enable the users to travel in a comfortable position.

NOVA HOME® is a very maneuverable stroller due to 4 indoor **TANGO** swivel wheels – front wheels are equipped with a brake whereas the rear wheels are equipped with the fixed direction of movement and a brake. The wheels used in the stroller are perfect to be used at home.

The stroller is easy to fold thanks to its construction and the compact dimensions make it fit even into the smallest car trunks.

Indications

- Cerebral palsy – various types and forms.
- Brain and spinal cord injuries with lower limbs paralysis and weakness, balance and motor coordination disorders with different etiology.
- Demyelinating disease (e.g. multiple sclerosis – SM).
- Meningocele.
- Muscles diseases with weakness and paralysis (dystrophy, myasthenia gravis, myositis).
- Genetic disorders.
- Degeneration and neurological diseases.
- Other condition connected with muscles weakness, paralysis and musculoskeletal disorders.
- After head and spinal cord injuries and spine trauma with paralysis and paresis.



Special features



Stable structure

The device ensures adequate stability and safety of user.



Easy to use

Intuitive way of adjustment and easy assembly.



Lightweight construction

The product is made of light metal alloys which positively affects the low weight of the device.



Reflective elements

The product has reflective elements to ensure your safety.

24⁺

24-month warranty

We offer 24-month warranty on the product. We also provide after sales service.



Tilt-In-Space

The device is able to change hip angle.




Aluminum construction


The structure of the product is made of aluminum.

Colors

FLEX upholstery



Turquoise
Size 1



Black
Size 2




Black
Size 3


Waterproof upholstery **HYDRO™**



AQUA
Size 1



MELANGE
Size 2




CADET
Size 3



Compact dimensions

The stroller can be easily folded for transportation. It takes up little space in the trunk due to its compact dimensions.



Quiet swivel wheels

Maneuvering the stroller in narrow spaces is easy due to four very quiet swivel wheels, each with a brake. The wheels are covered with light rubber, which does not leave marks on the floor.



TENSION™ system

Due to an innovative TENSION™ upholstery mounting system, the seat upholstery has minimal contact with the frame of the stroller and freely responds to the movements of the user's body – this is especially important in case of users with increased muscle tone.



Standard equipment



Important measurements



Scan the QR code to see the full table.

Sizes	Seat width	Seat depth	Backrest width	Headrest height	Backrest height	Seat tilt angle (Tilt-In-Space)	Footrests length	Footplate length	Footrests tilt angle
Size 1	31 cm	32 cm	31 cm	43 - 55 cm	62 cm	15, 20, 25°	25 - 43 cm	21 cm	95 - 150°
Size 2	36 cm	38 cm	36 cm	54 - 66 cm	70 cm	15, 20, 25°	30 - 50 cm	24 cm	95 - 150°
Size 3	41 cm	44 cm	41 cm	64 - 79 cm	84 cm	15, 20, 25°	32 - 56 cm	27 cm	95 - 135°



Size	Indicative user height*	Max user weight
Size 1	100 - 130 cm	40 kg
Size 2	120 - 160 cm	60 kg
Size 3	140 - 180 cm	90 kg

Note: Measurement tolerance range is +/- 1 cm / ½ in.
Note: Approximate values, depending on the product configuration.

Weight and dimensions

Size	Width	Width after folding	Length	Length after folding	Height	Height after folding	Weight
Size 1	51 cm	51 cm	112 cm	87 cm	97 cm	49 cm	17,6 kg
Size 2	56 cm	56 cm	126 cm	91 cm	109 cm	49 cm	19,8 kg
Size 3	61 cm	61 cm	152 cm	100 cm	123 cm	55 cm	25,4 kg

*Height cannot be the main parameter while choosing the product size.

Accessories NOVA® / NOVA EVO® / NOVA HOME®



Trunk belt

Universal solution applicable to many of our products. It secures the user from falling out of the device. Anatomical shape and Velcro straps allow for a comfortable fit.



Narrowing pads 10 cm

Made of elastic foam trimmed with soft material. They are attached to the seat upholstery from both sides.



Elastico cushion for seat

Perfectly adjusts to the shape of the user's body. Made of thermo-active foam VisMemo™, covered with breathable fabric.




Folding canopy

Protects against both sun and rain.



Footmuff

Protects legs and the torso area. A very tasteful cover of the body, adjusting to the height of the user.



Scan the QR code, to see all the accessories.